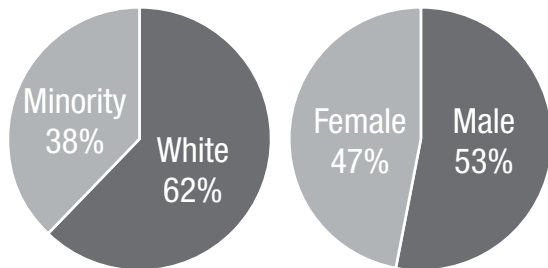


# DIVERSITY & INCLUSION



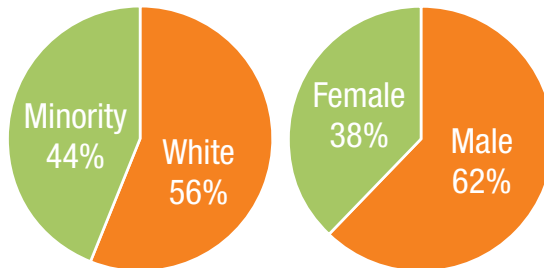
The foundation of our commitment to diversity and inclusion is deeply rooted in the rich history of our culture and aligned with our core values. Regardless of age, background, culture, disability, ethnicity, gender, gender identity, race, sexual orientation or veteran status – our workforce of over 400,000 associates strengthens our competitive advantage and reflects the customers we serve. In fact, a comparison of the U.S. Department of Labor data shows that our workforce is more ethnically diverse than the U.S. working population. The charts below reflect the demographics of our workforce as of the end of our 2017 fiscal year. For more information about our diversity and inclusion commitment and efforts, see our [2018 Responsibility Report](#).

U.S. Working Population

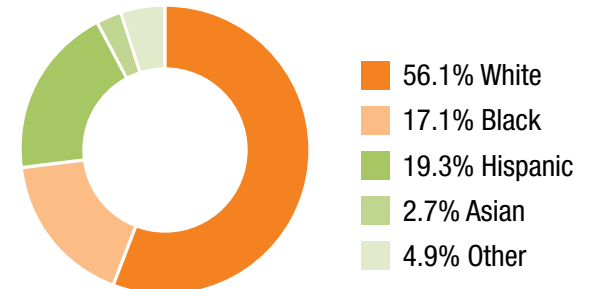


Sources: 2017 U.S. Bureau of Labor Statistics

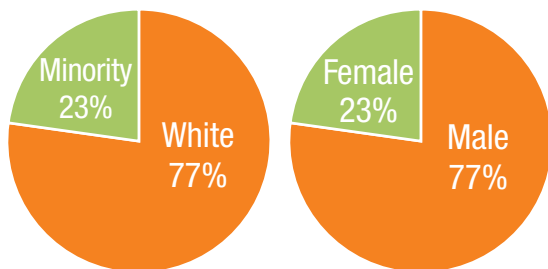
THD Workforce



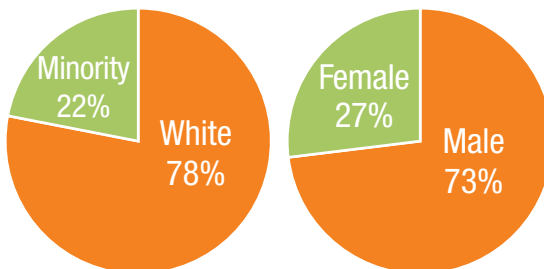
THD Workforce by Ethnicity



Board of Directors



Officers



Managers and Above

(Excludes Officer Level)

